

CITY OF BROWNWOOD
INVESTMENT REPORT
CURRENT INVESTMENT PORTFOLIO
FOR QUARTER ENDING MARCH 31, 2011

	Par Value	Unit Price	Beginning Book Value	Yield	Additions	Withdrawals	Ending Book Value	Ending Mkt. Value	Accum/ (Amort)	Interest Earned
<u>INVESTMENT POOLS</u>										
<u>TexPool</u>										
General Fund	852,968	1.0000	742	0.1506	1,327,226	475,000	852,968	852,968	-	226
Utility Fund	1,093,224	1.0000	972,806	0.1506	395,418	275,000	1,093,224	1,093,224	-	418
Sanitation Fund	370,517	1.0000	496,335	0.1506	182	126,000	370,517	370,517	-	182
Utility Fund BCWID Bond Pmt Rese	134,630	1.0000	134,580	0.1506	50	-	134,630	134,630	-	50
Sanitation Fund Cell Constr Rese	7	1.0000	7	0.1506	-	-	7	7	-	-
Sanitation Fund Closure & PC Rese	973,867	1.0000	973,505	0.1506	362	-	973,867	973,867	-	362
BEDC	412,048	1.0000	171,915	0.1506	270,133	30,000	412,048	412,048	-	133
Fabis Park Fund	67,027	1.0000	67,002	0.1506	25	-	67,027	67,027	-	25
Water 00 TWDB CO I&S Fund	34,245	1.0000	376,726	0.1506	21,519	364,000	34,245	34,245	-	119
Water 04 TWDB CO I&S Fund	157,887	1.0000	390,448	0.1506	67,639	300,200	157,887	157,887	-	139
Dntn/Loop 03 CO I&S Fund	9	1.0000	47,535	0.1506	91,629	139,155	9	9	-	29
Comm Dev 02 CO I&S Fund	28,055	1.0000	37,725	0.1506	105,330	115,000	28,055	28,055	-	30
Street 05 Refunding CO I&S Fund	15,647	1.0000	125,432	0.1506	481,915	591,700	15,647	15,647	-	115
Street/Sewer 05 I&S Fund	16,785	1.0000	35,661	0.1506	80,724	99,600	16,785	16,785	-	24
Water 05 Refunding CO I&S Fund	8	1.0000	32,165	0.1506	20,413	52,570	8	8	-	13
WWTP 03 Refunding CO I&S Fund	229,836	1.0000	121,471	0.1506	122,965	14,600	229,836	229,836	-	65
Total TexPool	4,386,760		3,984,055		2,985,530	2,582,825	4,386,760	4,386,760	-	1,930

CITY OF BROWNWOOD
 INVESTMENT REPORT
 CURRENT INVESTMENT PORTFOLIO
 FOR QUARTER ENDING MARCH 31, 2011

PAGE 2

	Par Value	Unit Price	Beginning Book Value	Yield	Additions	Withdrawals	Ending Book Value	Ending Mkt. Value	Accum/ (Amort)	Interest Earned
<u>TexStar</u>										
General Fund	854,291	1.0000	1,071	0.1507	1,328,220	475,000	854,291	854,291	-	220
Utility Fund	1,093,210	1.0000	1,117,791	0.1507	370,419	395,000	1,093,210	1,093,210	-	419
Sanitation Fund	372,571	1.0000	496,390	0.1507	181	124,000	372,571	372,571	-	181
BEDC Fund	<u>404,042</u>	1.0000	<u>246,934</u>	0.1507	<u>157,108</u>	<u>-</u>	<u>404,042</u>	<u>404,042</u>	<u>-</u>	<u>108</u>
Total TexStar	<u>2,724,114</u>		<u>1,862,186</u>		<u>1,855,928</u>	<u>994,000</u>	<u>2,724,114</u>	<u>2,724,114</u>	<u>-</u>	<u>928</u>
TOTAL INVESTMENT POOLS	<u>7,110,874</u>		<u>5,846,241</u>		<u>4,841,458</u>	<u>3,576,825</u>	<u>7,110,874</u>	<u>7,110,874</u>	<u>-</u>	<u>2,858</u>

CERTIFICATES OF DEPOSIT

	Par Value	Unit Price	Beginning Book Value	Yield	Additions	Withdrawals	Ending Book Value	Purchase Date	Maturity Date	Interest Earned
<u>Citizens National Bank</u>										
	<u>-</u>		<u>-</u>		<u>-</u>	<u>-</u>	<u>-</u>			<u>-</u>
TOTAL C.D.'s	<u>-</u>		<u>-</u>		<u>-</u>	<u>-</u>	<u>-</u>			<u>-</u>
TOTAL INVESTMENTS	<u>7,110,874</u>		<u>5,846,241</u>		<u>4,841,458</u>	<u>3,576,825</u>	<u>7,110,874</u>			<u>2,858</u>

This report is in compliance with the City of Brownwood Investment Policy and the Public Funds Investment Act.

Walter Middleton

Walter Middleton, CPA, CGFO
 Finance Director / Investment Officer

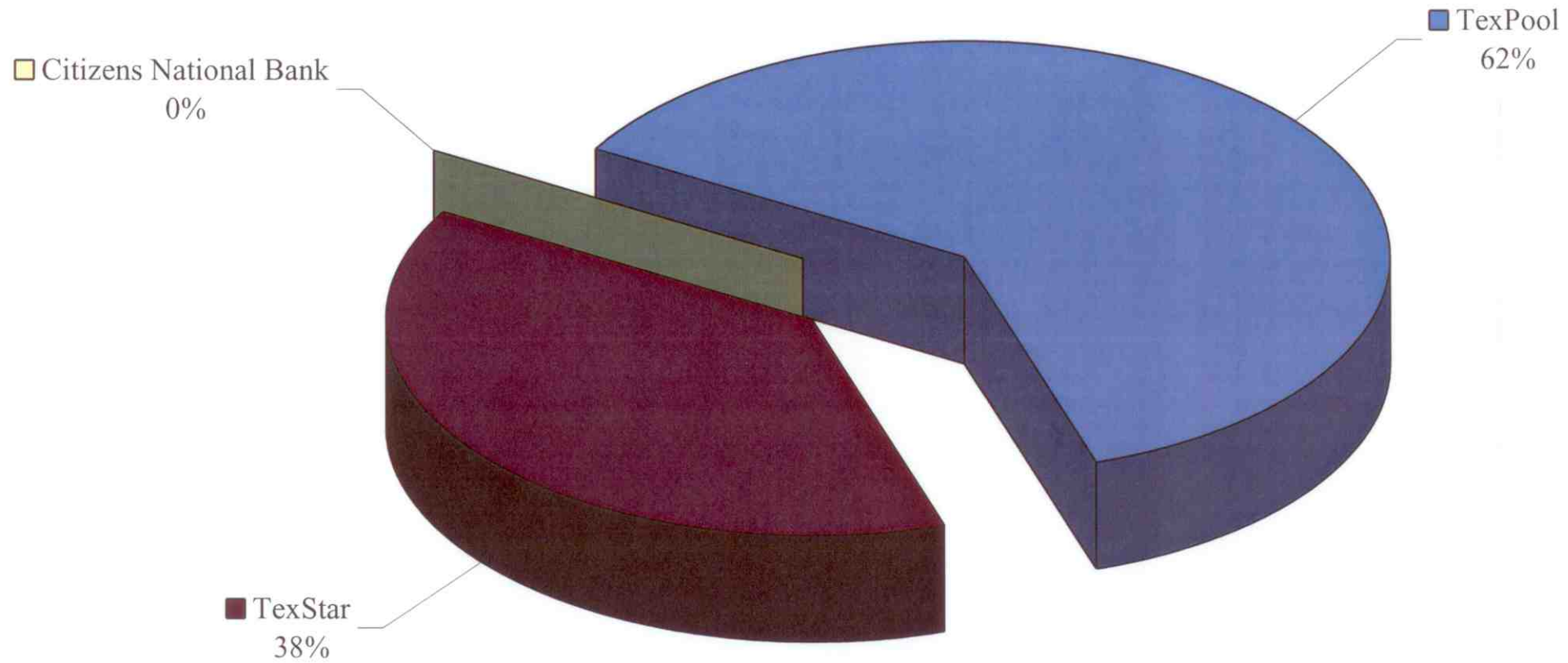
Melanie Larose

Melanie Larose
 Chief Accountant / Investment Officer

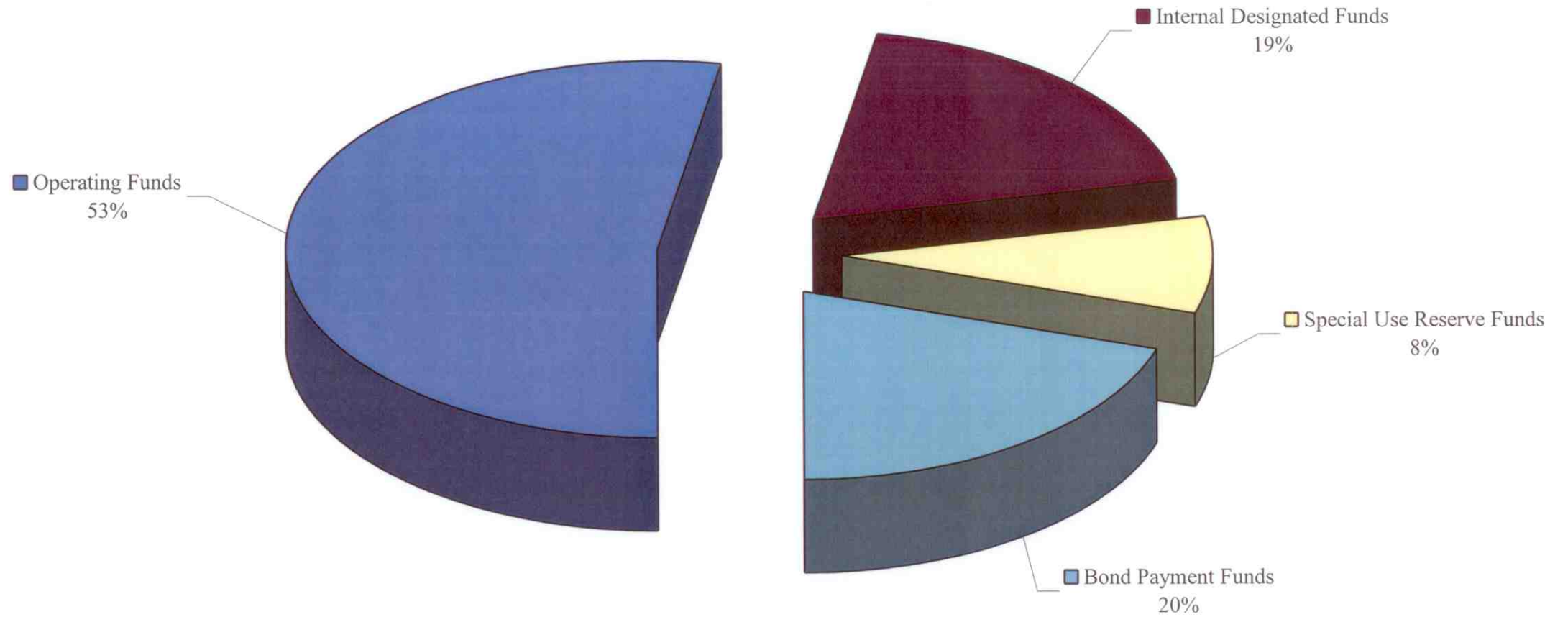
City of Brownwood
Depository Pledge Listing
March 31, 2011

CNB CD's	-	
CNB Checking account balances (all funds)	<u>358,900</u>	
Total balance at CNB		<u>358,900</u>
FDIC Coverage	250,000	
Pledges provided by CNB	<u>1,309,068</u>	
Total security at CNB		<u>1,559,068</u>

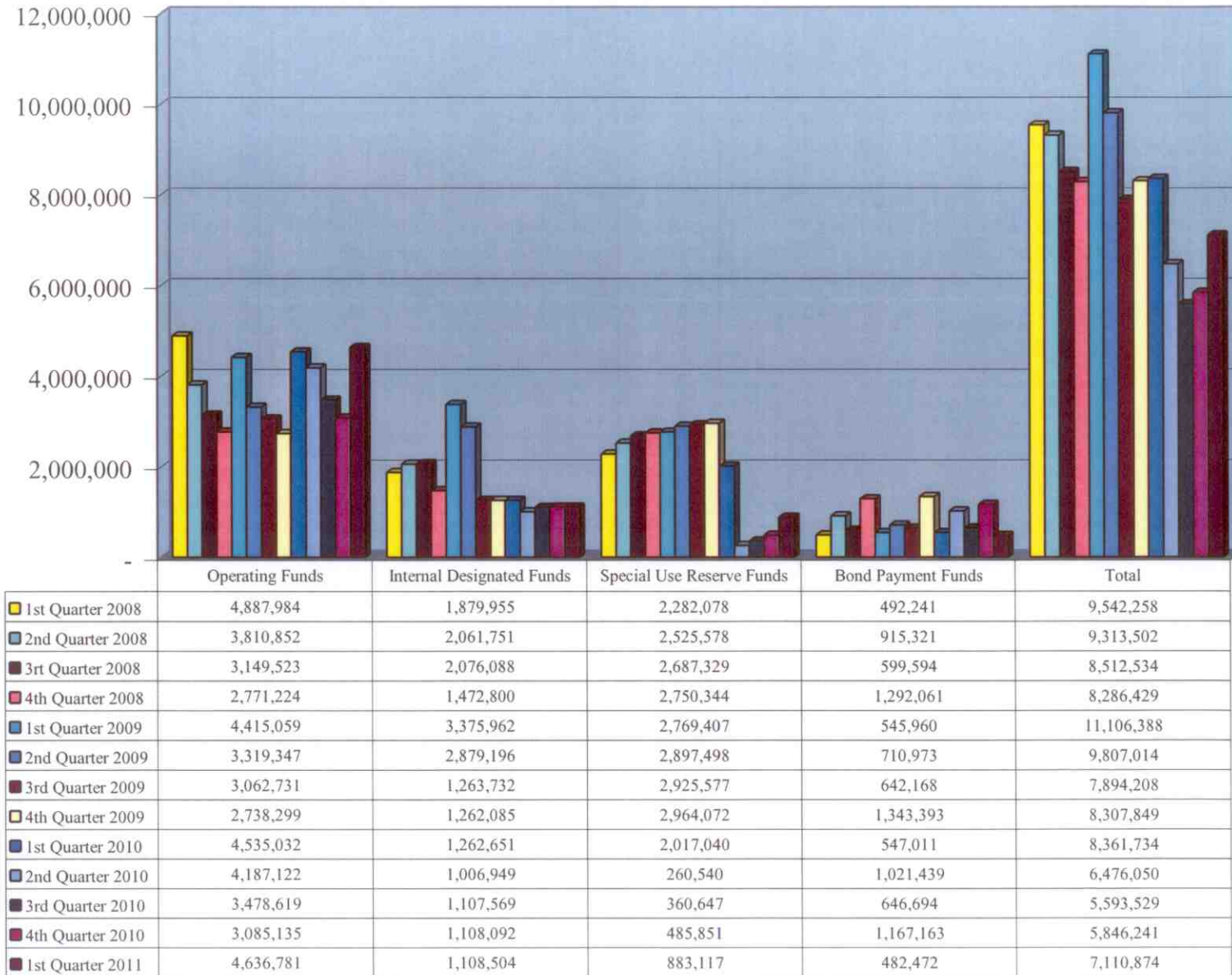
City of Brownwood Investment Breakdown 03/31/11



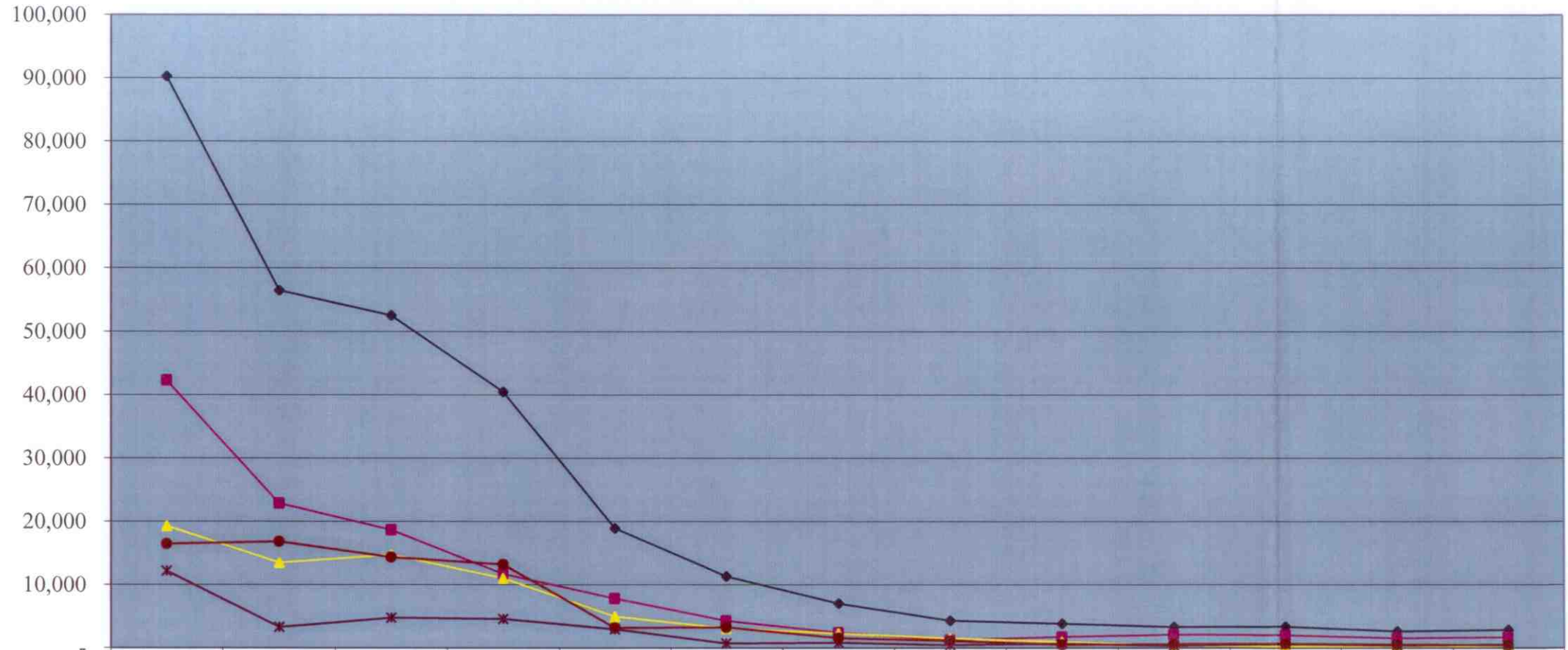
City of Brownwood Type of Investments 03/31/11



Comparison of Investments by Type



Investment Interest Earnings



	1st Quarter 2008	2nd Quarter 2008	3rd Quarter 2008	4th Quarter 2008	1st Quarter 2009	2nd Quarter 2009	3rd Quarter 2009	4th Quarter 2009	1st Quarter 2010	2nd Quarter 2010	3rd Quarter 2010	4th Quarter 2010	1st Quarter 2011
◆ Total Interest Income	90,245	56,467	52,532	40,483	18,909	11,326	7,024	4,311	3,826	3,338	3,375	2,612	2,858
■ Operating Funds	42,327	22,868	18,671	11,701	7,835	4,288	2,384	1,268	1,733	2,090	1,997	1,516	1,646
▲ Special Use Reserve Funds	19,297	13,500	14,751	11,015	4,963	3,091	2,279	1,495	968	326	173	204	266
✱ Bond Payment Funds	12,170	3,280	4,773	4,560	2,949	713	825	425	652	328	585	369	534
● Internal Designated Funds	16,451	16,819	14,337	13,207	3,162	3,234	1,536	1,123	473	594	620	523	412

Investment Pools Interest Rate Comparison

